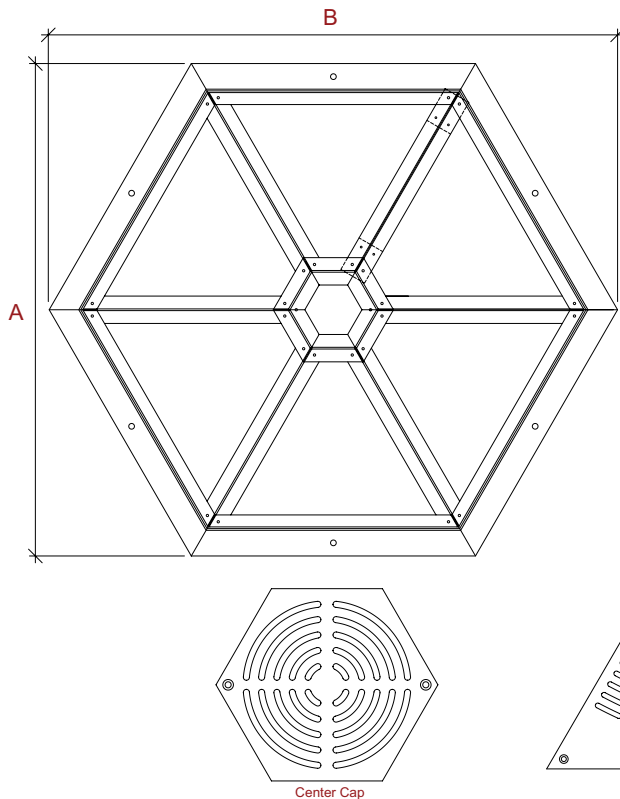

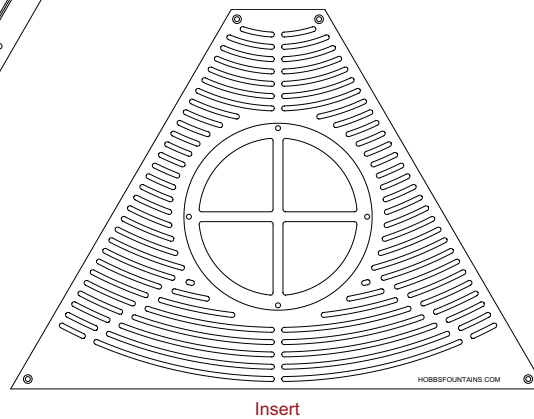


Function:

The **280 Series Stainless Steel Center Grating** is used with dry deck or flush mount interactive fountain systems (See 180 Series Can Jets and 182 Series Pop Jets). Halogen or full spectrum LED lighting can be incorporated into all or some of the 6 insert pieces for added effect. The grating typically covers a large reservoir which holds the water used for the fountain. The reservoir remains accessible for regular service.

**Key Features:**

- Quality stainless steel construction
- Protective clear lexan covers the lighting elements (418 light only)
- Removable section of frame allows for reservoir maintenance



Component	Order #	Description	A	B	Shipping Weight
Frame	220-24037	S.S. Grate Frame. Holds 6 inserts, center is open to allow for a spray effect	4'-6"	5'-2 3/8"	65 lbs
	220-22090	S.S. Grate Frame. Holds 6 inserts, center is closed with center cap	4'-6"	5'-2 3/8"	65 lbs
Insert	240-24674	S.S. Insert holds 418 Series Halogen Light. Includes Lexan Cover and hardware			25 lbs
	240-24675	S.S. Insert holds 420 Series LED Light. Includes Lexan Cover and hardware			25 lbs
	240-24712	S.S. Insert holds Ring LED Light. Includes hardware			25 lbs
	240-24676	S.S. Insert without light. Includes hardware			25 lbs
Center Cap	240-24677	S.S. Center Cap for no jet. Used with frame 220-22090, includes hardware			7 lbs
	240-24718	S.S. Center Cap for Pod Jet. Used with frame 220-24937, includes hardware			7 lbs